

EN  
**NEW**

# JCR1



## NEW

### TECHNICAL CHARACTERISTICS

- ▶ New self-priming electric water pumps
- ▶ Original design by Pedrollo
- ▶ Quieter
- ▶ Better hydraulic characteristics
- ▶ Better priming performances
- ▶ Reduced energy consumption
- ▶ Pump body in stainless steel AISI 304
- ▶ Impeller in stainless steel AISI 304

### INSTALLATION AND USE

Suitable for use with clean water and liquids that are not chemically aggressive towards the materials from which the pump is made. The self-priming **JCR** pumps are designed to pump water even in cases where air is present. As a result of their reliability and the fact that they are easy to use, they are recommended for use in domestic applications such as the distribution of water in combination with small or medium sized pressure sets, and for the irrigation of gardens and allotments, etc.

### APPLICATION LIMITS

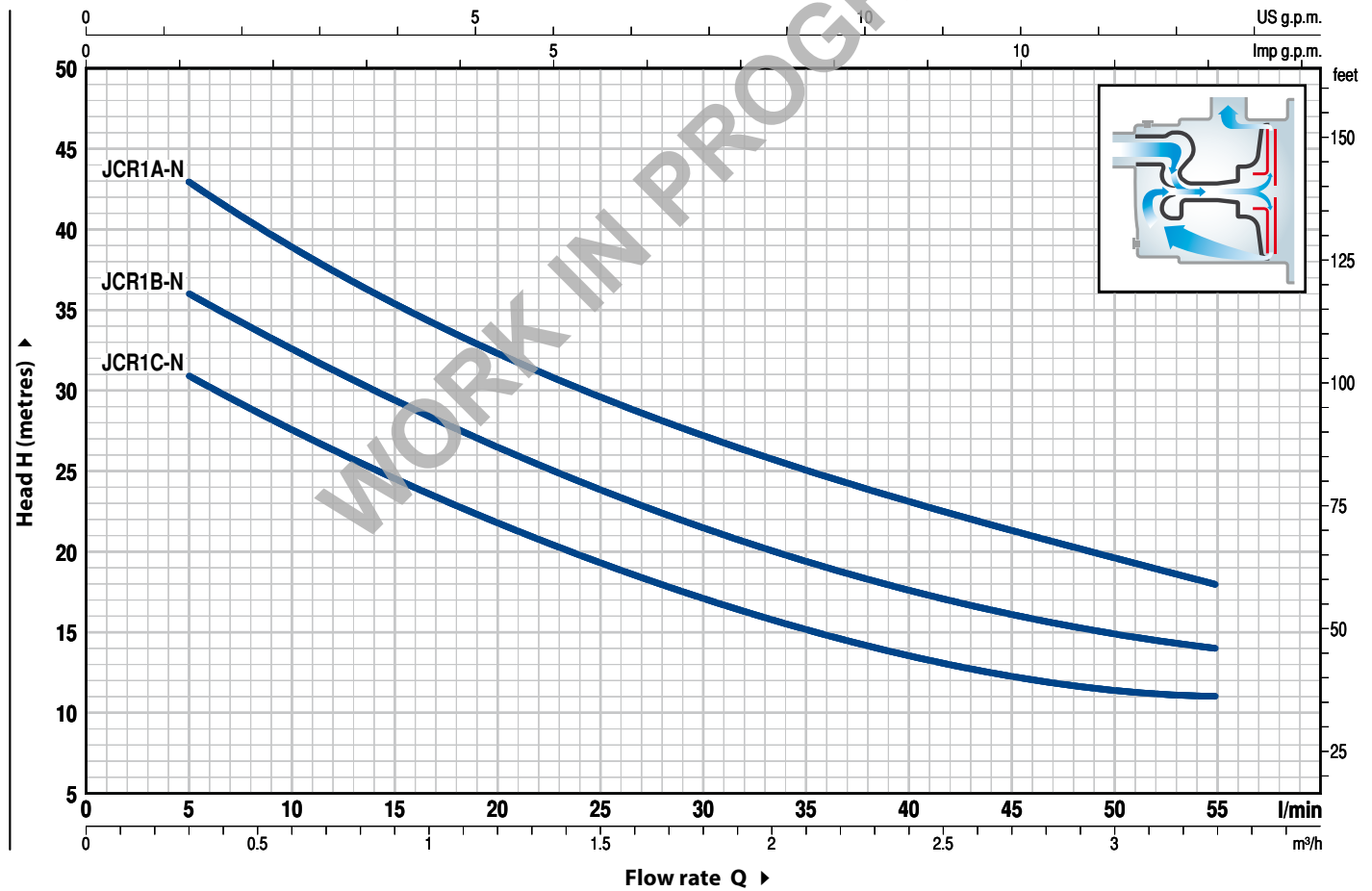
- Manometric suction lift up to **9 m (HS)**
- Liquid temperature between **-10 °C** and **+40 °C**
- Ambient temperature up to **+40 °C**
- Max. working pressure **6 bar**
- Continuous service **S1**

### PATENTS

- European Patent n° 1 510 696

### CHARACTERISTIC CURVES AND PERFORMANCE DATA

50 Hz n = 2900 1/min HS = 0 m



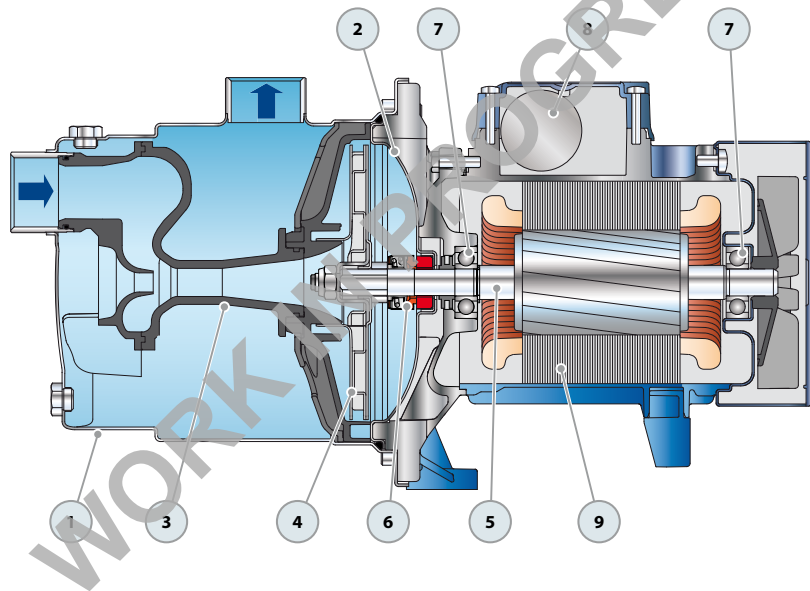
| MODEL        |             | POWER |      | Q        | Flow rate |    |      |      |      |      |      |      |      |     |     |
|--------------|-------------|-------|------|----------|-----------|----|------|------|------|------|------|------|------|-----|-----|
| Single-phase | Three-phase | kW    | HP   |          | m³/h      | 0  | 0.3  | 0.6  | 1.2  | 1.5  | 1.8  | 2.4  | 2.7  | 3.0 | 3.3 |
|              |             |       |      | l/min    | 0         | 5  | 10   | 20   | 25   | 30   | 40   | 45   | 50   | 55  |     |
| JCRm 1C-N    | -           | 0.37  | 0.50 | H metres | 35        | 31 | 27.5 | 22   | 19.5 | 17   | 14.5 | 13   | 11.5 | 11  |     |
| JCRm 1B-N    | JCR 1B-N    | 0.50  | 0.70 |          | 41        | 36 | 33   | 26.5 | 23.5 | 21.5 | 17.5 | 16   | 15   | 14  |     |
| JCRm 1A-N    | JCR 1A-N    | 0.60  | 0.85 |          | 48        | 43 | 39   | 32   | 29.5 | 27.5 | 23   | 21.5 | 19.5 | 18  |     |

Q = Flow rate H = Total manometric head HS = Suction height

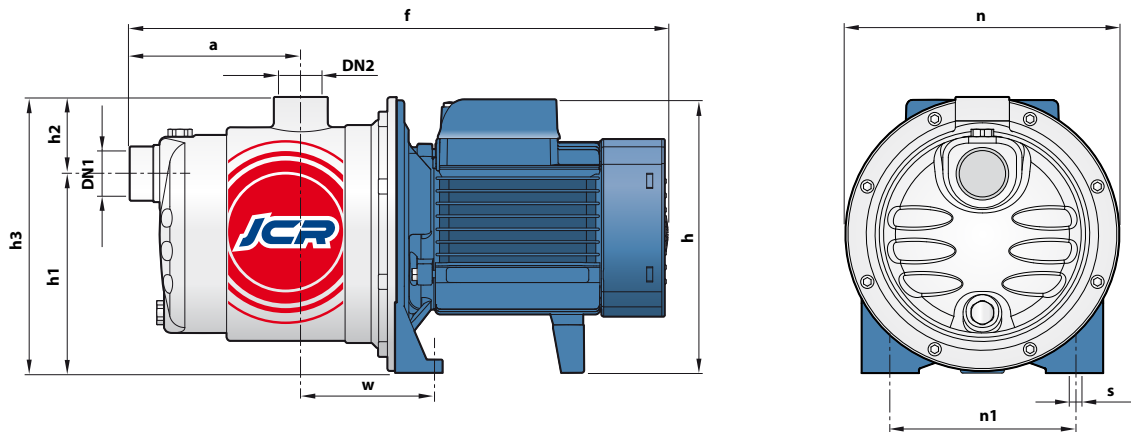
Tolerance of characteristic curves in compliance with EN ISO 9906 Grade 3.

**POS. COMPONENT CONSTRUCTION CHARACTERISTICS**

|   |                        |   |                                     |                        |                                  |                  |
|---|------------------------|---|-------------------------------------|------------------------|----------------------------------|------------------|
| 1 | <b>PUMP BODY</b>       | Stainless steel AISI 304, complete with threaded ports in compliance with ISO 228/1   |                                     |                        |                                  |                  |
| 2 | <b>BODY BACKPLATE</b>  | Stainless steel AISI 304  |                                     |                        |                                  |                  |
| 3 | <b>NOZZLE ASSEMBLY</b> | Noryl FE1520PW  |                                     |                        |                                  |                  |
| 4 | <b>IMPELLER</b>        | Stainless steel AISI 304  |                                     |                        |                                  |                  |
| 5 | <b>MOTOR SHAFT</b>     | Stainless steel EN 10088-3 - 1.4104   |                                     |                        |                                  |                  |
| 6 | <b>MECHANICAL SEAL</b> | <i>Seal Model</i>   | <i>Shaft Diameter</i>               | <i>Stationary ring</i> | <i>Materials Rotational ring</i> | <i>Elastomer</i> |
|   |                        | AR-12   | Ø 12 mm                             | Ceramic                | Graphite                         | NBR              |
| 7 | <b>BEARINGS</b>        | 6201 ZZ / 6201 ZZ   |                                     |                        |                                  |                  |
| 8 | <b>CAPACITOR</b>       | <i>Pump Single-phase</i>  | <i>Capacitance (230 V or 240 V)</i> | <i>(110 V)</i>         |                                  |                  |
|   |                        | JCRm 1C-N   | 10 µF 450 VL                        | 25 µF 250 VL           |                                  |                  |
|   |                        | JCRm 1B-N   | 10 µF 450 VL                        | 25 µF 250 VL           |                                  |                  |
|   |                        | JCRm 1A-N   | 14 µF 450 VL                        | 25 µF 250 VL           |                                  |                  |
| 9 | <b>ELECTRIC MOTOR</b>  | <p>JCRm: single-phase 230 V - 50 Hz with thermal overload protector built-in to the winding.<br/>                     JCR: three-phase 230/400 V - 50 Hz.</p> <p>➔ Pumps fitted with the three-phase motor option offer IE2 (IEC 60034-30) class high performance.<br/>                     ➔ Stator and rotor are made out of magnetic sheet with low iron loss.</p> <p>- Insulation: F class.<br/>                     - Protection: IP X4.</p> |                                     |                        |                                  |                  |



**DIMENSIONS**



| MODEL        |             | PORTS |     | DIMENSIONS mm |     |     |     |    |     |     |     |    |   |
|--------------|-------------|-------|-----|---------------|-----|-----|-----|----|-----|-----|-----|----|---|
| Single-phase | Three-phase | DN1   | DN2 | a             | f   | h   | h1  | h2 | h3  | n   | n1  | w  | s |
| JCRm 1C-N    | -           | 1"    | 1"  | 113           | 357 | 182 | 132 | 51 | 183 | 182 | 120 | 87 | 9 |
| JCRm 1B-N    | JCR 1B-N    |       |     |               |     |     |     |    |     |     |     |    |   |
| JCRm 1A-N    | JCR 1A-N    |       |     |               |     |     |     |    |     |     |     |    |   |

WORK IN PROGRESS



**Pedrollo S.p.A.** – Via Enrico Fermi, 7 – 37047 – San Bonifacio (VR)  
tel. +39 045 6136311 – fax +39 045 7614663 – sales@pedrollo.com – www.pedrollo.com